

# City of Torrance

Community Development Department Michelle G. Ramirez, Director  
 3031 Torrance Blvd., Torrance, CA 90503 (310) 618-5990 Fax: (310) 618-5829

## Water Efficient Landscape Ordinance - Application

Please print or type

APPLICANT NAME	STREET ADDRESS	CITY, STATE	ZIP
PROJECT ADDRESS OR LOCATION		ASSESSOR'S PARCEL #(s)	
CASE #(s) FOR ANY RELATED BUILDING PERMITS		RELATED LAND USE ENTITLEMENTS	

OWNER	REPRESENTATIVE (UNLESS OWNER INSTALLED)
PROPERTY OWNER	REPRESENTATIVE
ADDRESS (PLEASE INCLUDE ZIP CODE)	ADDRESS (PLEASE INCLUDE ZIP CODE)
PHONE/E-MAIL	PHONE/E-MAIL
SIGNATURE OF PROPERTY OWNER	SIGNATURE OF APPLICANT/REPRESENTATIVE

### PROJECT INFORMATION (ANSWER EACH QUESTION):

USE:  Single Family  Multiple Family  Commercial  Industrial  Institutional (H/R/S)  Public  Mixed-Use

PROJECT:  New  Rehabilitation  Homeowner-Installed PURVEYOR:  Torrance  CalWater  WestBasin

WATER SUPPLY:  Potable  Recycled  Private Well  On-Site Rainwater  On-Site Greywater

LOT SIZE: \_\_\_\_\_ sq.ft. LANDSCAPE AREA: \_\_\_\_\_ sq.ft.

HILLSIDE OVERLAY DISTRICT: \_\_\_\_\_ (Y/N) POOL: \_\_\_\_\_ (Y/N) POOL SIZE: \_\_\_\_\_ Surface Area sq.ft.

MAXIMUM APPLIED WATER ALLOWANCE: \_\_\_\_\_ gal/yr ESTIMATED TOTAL WATER USE: \_\_\_\_\_ gal/yr

### TWO SETS OF THE FOLLOWING ITEMS SUBMITTED BY APPLICANT:


<input type="checkbox"/> Water Efficient Worksheet	<input type="checkbox"/> Soil Management Report	<input type="checkbox"/> Grading Plan	<input type="checkbox"/> Landscape Design	<input type="checkbox"/> Irrigation Plan
<input type="checkbox"/> I, the Owner of the Subject Property, understand that all permits associated with this project may not receive Final Clearance until the "Certificate of Completion" has been completed to the satisfaction of the Community Development Director.		Signature: _____ Date: _____		

### COMMUNITY DEVELOPMENT DEPARTMENT USE

DATE RECEIVED BY

LPR CASE #(S) ALL LANDSCAPE PACKAGE FORMS SUBMITTED:

NOTES:



# City of Torrance

Community Development Department Michelle G. Ramirez, Director  
 3031 Torrance Blvd., Torrance, CA 90503 (310) 618-5990 Fax: (310) 618-5829

## Water Efficient Landscape Worksheet

This worksheet is filled out by the project applicant and it is a required element of the Landscape Documentation Package.

Reference Evapotranspiration (ETo): 42.6

Hydrozone # /Planting Description <sup>a</sup>	Plant Factor (PF)	Irrigation Method <sup>b</sup>	Irrigation Efficiency (IE) <sup>c</sup>	ETAF (PF/IE)	Landscape Area (sq. ft.)	ETAF x Area	Estimated Total Water Use (ETWU) <sup>e</sup>
<b>Regular Landscape Areas</b>							
				Totals	(A)	(B)	
<b>Special Landscape Areas</b>							
				1			
				1			
				1			
				Totals	(C)	(D)	
						<b>ETWU Total</b>	
						<b>Maximum Allowed Water Allowance (MAWA)<sup>e</sup></b>	

<sup>a</sup>Hydrozone #/Planting Description

- E.g.  
 1.) front lawn  
 2.) low water use plantings  
 3.) medium water use planting

<sup>b</sup>Irrigation Method

- Overhead spray,  
 drip or bubbler

<sup>c</sup>Irrigation Efficiency

- 0.75 for spray head  
 0.81 for drip, bubbler

<sup>d</sup>ETWU (Annual Gallons Required) =

Eto x 0.62 x ETAF x Area  
 where 0.62 is a conversion factor that converts acre-inches per acre per year to gallons per square foot per year. Complete ETWU for each hydrozone.

<sup>e</sup>MAWA (Annual Gallons Allowed) =

(Eto) ( 0.62) [ (ETAF x TLA) + ((1-ETAF) x SLA)]  
 where 0.62 is a conversion factor, TLA is the total landscape area in square feet, SLA is the total special landscape area in square feet, and ETAF is .55 for residential areas and 0.45 for non-residential areas.

### ETAF Calculations


Average ETAF for Regular Landscape Areas must be 0.55 or below for residential areas, and 0.45 or below for non-residential areas.

Regular Landscape Areas

Total ETAF x Area	(B)	
Total Area	(A)	
<b>Average ETAF</b>	<b>B ÷ A</b>	

All Landscape Areas

Total ETAF x Area	(B+D)	
Total Area	(A+C)	
<b>Site wide ETAF</b>	<b>(B+D) ÷ (A+C)</b>	



# City of Torrance

Community Development Department Michelle G. Ramirez, Director  
 3031 Torrance Blvd., Torrance, CA 90503 (310) 618-5990 Fax: (310) 618-5829

## Certificate of Completion

### PART 1. PROJECT INFORMATION

Project Name		Date
Street Address or Location		
City	State	Zip Code

### Applicant Information

Applicant Name	Company
Phone Number	Email
Street Address	
State	Zip Code

### Property Owner or his/her designee

Name	Phone Number
Email	
Street Address	
State	Zip Code

**Please complete the following:**


1. Date Landscape Documentation Package submitted to local agency \_\_\_\_\_
2. Date Landscape Documentation Package approved by local agency \_\_\_\_\_
3. Date copy of Water Efficient Landscape Worksheet (including the Water Budget Calculation) submitted to local water purveyor \_\_\_\_\_

### Property Owner

"I/we certify that I/we have received copies of all the documents within the Landscape Documentation Package and the Certificate of Completion and that it is our responsibility to see that the project is maintained in accordance with the Landscape and Irrigation Maintenance Schedule."

Property Owner Signature

Date



# City of Torrance

Community Development Department Michelle G. Ramirez, Director  
 3031 Torrance Blvd., Torrance, CA 90503 (310) 618-5990 Fax: (310) 618-5829

## Certificate of Completion

### PART 2. CERTIFICATION OF INSTALLATION ACCORDING TO THE LANDSCAPE DOCUMENTATION PACKAGE

"I/we certify that based upon periodic site observations, the work has been substantially completed in accordance with ordinance and that the landscape planting and irrigation conform with the criteria and specifications of the approved Landscape Documentation Package."

Signature*	Date	
Name (print)	Telephone No.	
	Fax No.	
Title	Email Address	
License No. or Certification No.		
Company	Street Address	
City	State	Zip Code

\* Signer of the landscape design plan, signer of the irrigation plan, or a licensed landscape contractor