



**TORRANCE POLICE DEPARTMENT**



# **MONTHLY CRIME AND TRAFFIC BRIEF**

**MAY 2026**

# PURPOSE



*TORRANCE POLICE DEPARTMENT*

TORRANCE POLICE DEPARTMENT

The Torrance Police Department is currently in the process of updating its technology. The Department's goal is to provide the community with a forward-facing interface with real-time crime data and statistics. In an effort to provide our residents with pertinent information, the Department will temporarily provide monthly summaries reflecting top crime trends and traffic information.



# CRIMES AGAINST PERSONS STATISTICS



TORRANCE POLICE DEPARTMENT

OFFENSE	APR 2026	MAY 2026	PERCENT CHANGE	MAY 2025	PERCENT CHANGE	OFFENSES CLEARED	PERCENT CLEARED
Murder	0	0	NA	0	NA	0	0.00%
Negligent Manslaughter	0	0	NA	0	NA	0	0.00%
Justifiable Homicide	0	0	NA	0	NA	0	0.00%
Rape	4	1	-75.00%	2	-50.00%	1	100.00%
Sodomy	0	0	NA	1	-100.00%	0	0.00%
Sexual Assault w/ object	0	0	NA	0	NA	0	0.00%
Fondling	2	1	-50.00%	7	-85.71%	0	61.11%
Aggravated Assault	19	18	-5.26%	36	-50.00%	11	48.48%
Simple Assault	23	33	43.48%	27	22.22%	16	0.00%
Intimidation	6	6	0%	5	20.00%	0	0.00%
Kidnapping	0	1	NA*	3	-66.67%	0	0.00%
Incest	0	0	NA	0	NA	0	0.00%
Statutory Rape	0	0	NA	0	NA	0	0.00%
Human Trafficking (Commercial Sex Acts)	0	0	NA	0	NA	0	0.00%
Human Trafficking (Involuntary Servitude)	0	0	NA	0	NA	0	0.00%

NA\* - Baseline was 0, therefore the percentage change is not applicable

# CRIMES AGAINST PROPERTY STATISTICS



TORRANCE POLICE DEPARTMENT

OFFENSE	APR 2026	MAY 2026	PERCENT CHANGE	MAY 2025	PERCENT CHANGE	OFFENSES CLEARED	PERCENT CLEARED
Robbery	5	11	120.00%	19	-42.11%	5	45.45%
Burglary /Breaking & Entering	14	22	57.14%	47	-53.19%	4	18.18%
Larceny / Theft Offenses	167	212	26.95%	219	-3.20%	19	8.96%
Motor Vehicle Theft	36	23	-36.11%	62	-62.90%	0	0.00%
Arson	0	2	NA*	2	0.00%	0	0.00%
Destruction of Property	39	47	20.51%	54	-12.96%	4	8.51%
Counterfeiting / Forgery	11	12	9.10%	20	-40.00%	2	16.67%
Fraud Offense	44	45	2.27%	62	-27.42%	6	13.33%
Embezzlement	2	0	-100.00%	4	-100.00%	0	0.00%
Extortion / Blackmail	0	2	NA*	1	100.00%	0	0.00%
Bribery	0	0	NA	0	NA	0	0.00%
Stolen Property Offenses	4	7	75.00%	3	133.33%	7	100.00%

NA\* - Baseline was 0, therefore the percentage change in not applicable

# CRIMES AGAINST SOCIETY & CRIME TOTALS



TORRANCE POLICE DEPARTMENT

OFFENSE	APR 2026	MAY 2026	PERCENT CHANGE	MAY 2025	PERCENT CHANGE	OFFENSES CLEARED	PERCENT CLEARED
Drug / Narcotic Violations	22	20	-9.10%	20	0.00%	20	100%
Drug Equipment Violations	27	25	-7.41%	17	47.06%	24	96.00%
Gambling Offenses	0	0	NA	0	NA	0	0.00%
Pornography / Obscene Material	0	0	NA	1	-100.00%	0	0.00%
Prostitution	0	0	NA	0	NA	0	0.00%
Weapons Law Violation	3	3	0.00%	5	-40.00%	2	66.67%
Animal Cruelty	0	0	NA	0	NA	0	0.00%
<b>CRIMES PERSONS TOTAL</b>	<b>54</b>	<b>60</b>	<b>11.11%</b>	<b>81</b>	<b>-25.93%</b>	<b>28</b>	<b>46.67%</b>
<b>CRIMES PROPERTY TOTAL</b>	<b>322</b>	<b>383</b>	<b>-18.94%</b>	<b>493</b>	<b>-22.31%</b>	<b>47</b>	<b>12.27%</b>
<b>SOCIETAL CRIMES TOTAL</b>	<b>52</b>	<b>48</b>	<b>-7.69%</b>	<b>43</b>	<b>11.63%</b>	<b>46</b>	<b>95.83%</b>

NA\* - Baseline was 0, therefore the percentage change in not applicable

# CRIME TRENDS – THEFT OF VEHICLE PARTS



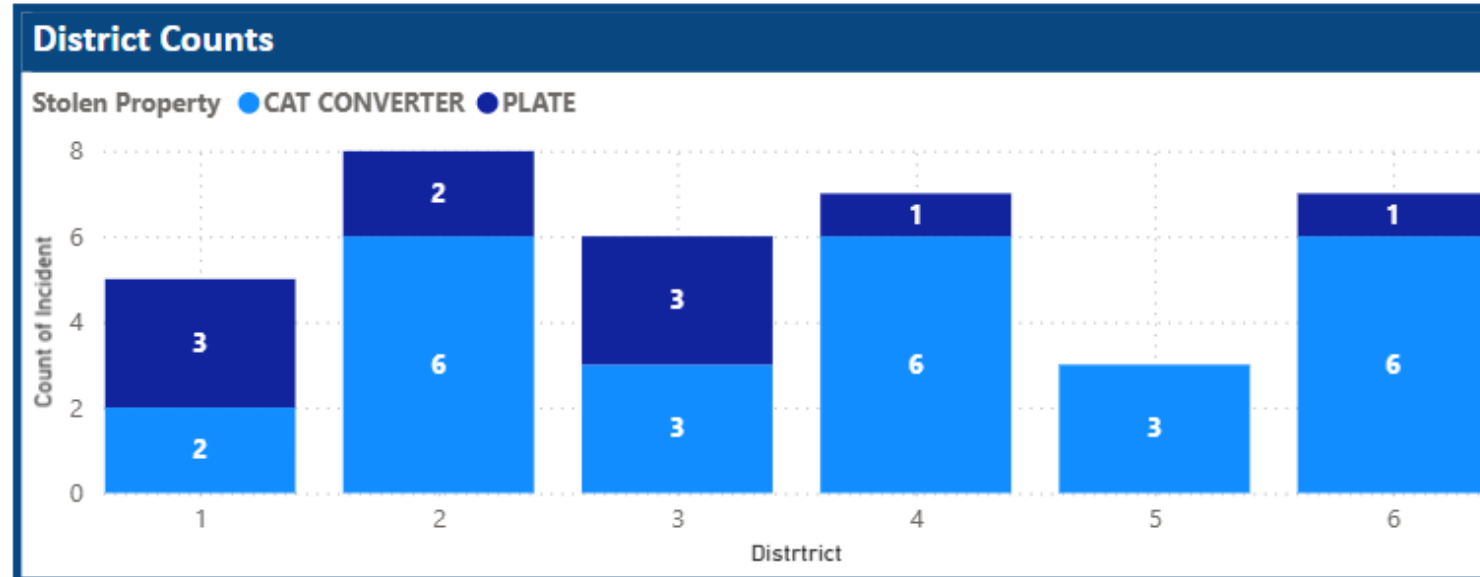
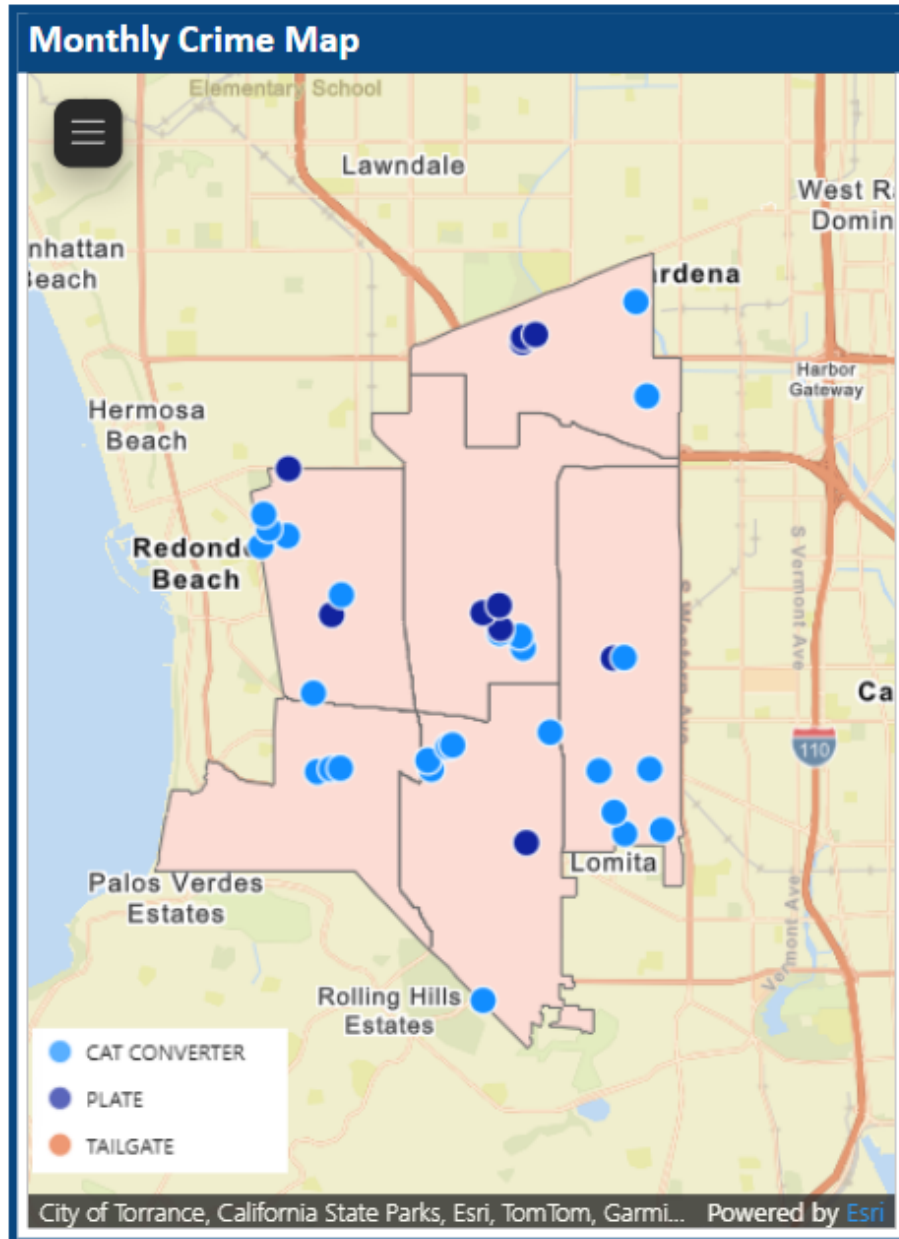
TORRANCE POLICE DEPARTMENT

2026

> ● May

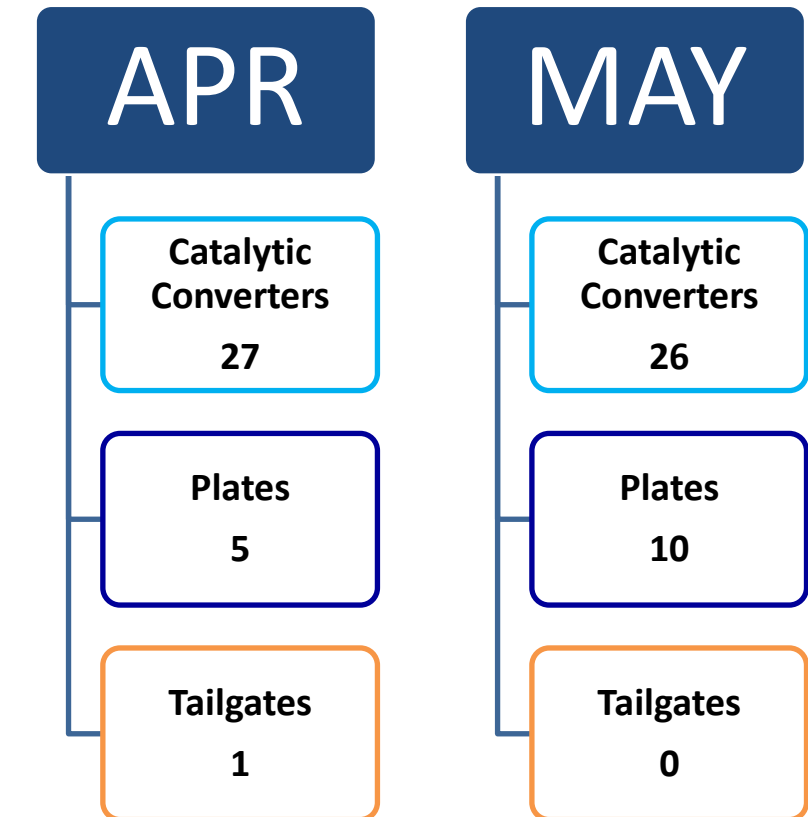
**Total**

**36**



100 Block Address	Stolen Property
1200 Block of FONTHILL AVE	CAT CONVERTER
1200 Block of HICKORY AVE	CAT CONVERTER
1400 Block of EL PRADO AVE	CAT CONVERTER
1500 Block of HICKORY AVE	CAT CONVERTER
16500 Block of WILTON PL	CAT CONVERTER
1900 Block of MIDDLEBROOK ROAD	CAT CONVERTER
19700 Block of MILDRED AVE	CAT CONVERTER
2000 Block of 180TH PL	CAT CONVERTER
20000 Block of REDBEAM AVE	CAT CONVERTER
20300 Block of TOMLEE AVE	CAT CONVERTER
20800 Block of REYNOLDS DR	CAT CONVERTER
2100 Block of 238TH ST	CAT CONVERTER
2200 Block of 229TH PL	CAT CONVERTER
23000 Block of SAMUEL ST	CAT CONVERTER
236TH ST & ARLINGTON AVE	CAT CONVERTER
2500 Block of SEPULVEDA BLVD	CAT CONVERTER
25900 Block of ROLLING HILLS ROAD	CAT CONVERTER

100 Block Address	Stolen Property
3400 Block of 228TH ST	CAT CONVERTER
3500 Block of 228TH ST	CAT CONVERTER
3700 Block of 230TH ST	CAT CONVERTER
4700 Block of VANDERHILL ROAD	CAT CONVERTER
5100 Block of BERAN ST	CAT CONVERTER
5100 Block of BINDEWALD ROAD	CAT CONVERTER
5500 Block of CARMELYN ST	CAT CONVERTER
WALNUT ST & 237TH PL	CAT CONVERTER
1100 Block of FONTHILL AVE	PLATE
1500 Block of EL PRADO AVE	PLATE
17000 Block of ERMANITA AVE	PLATE
21100 Block of DONORA AVE	PLATE
2600 Block of LOMITA BLVD	PLATE
3400 Block of 171ST ST	PLATE
5500 Block of 190TH ST	PLATE
700 Block of HAWAII AVE	PLATE
800 Block of MAPLE AVE	PLATE

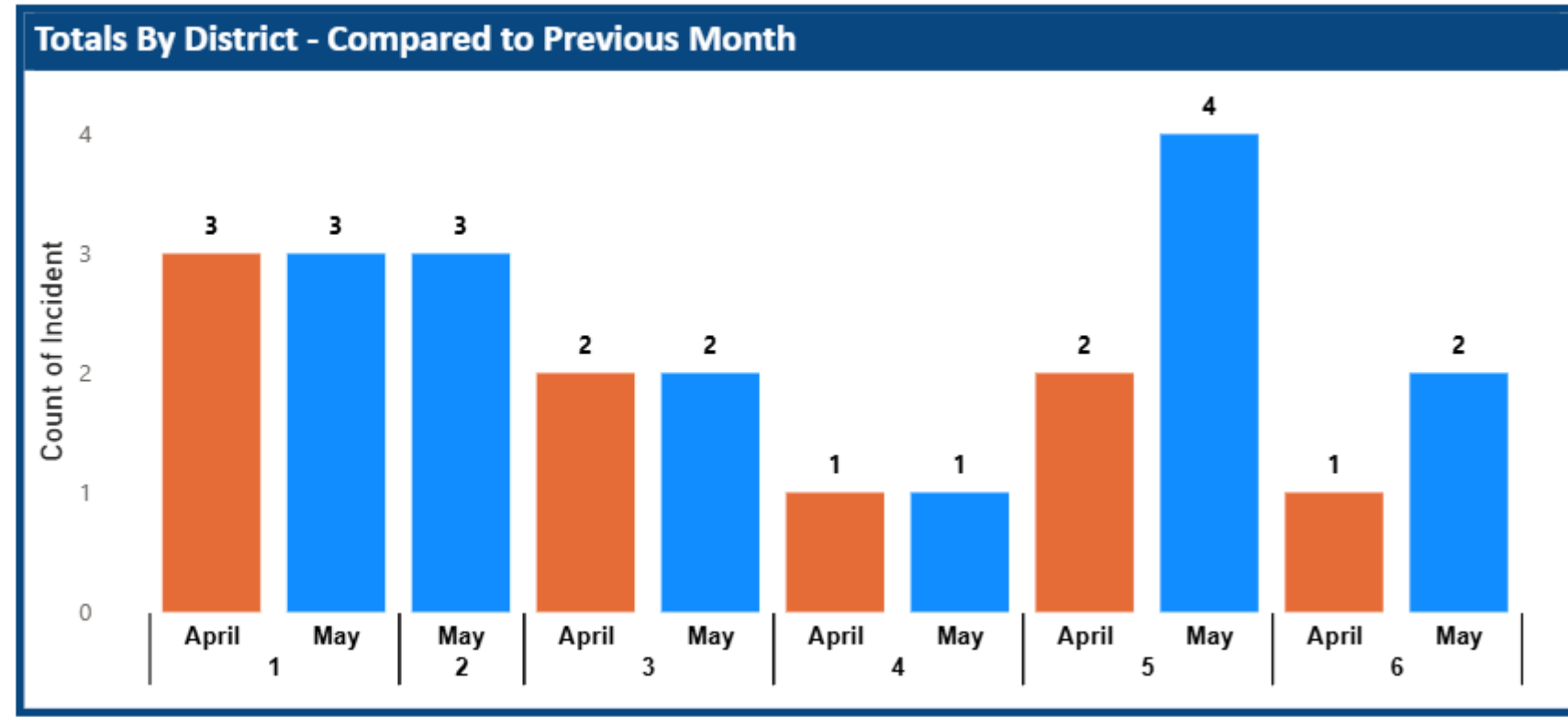
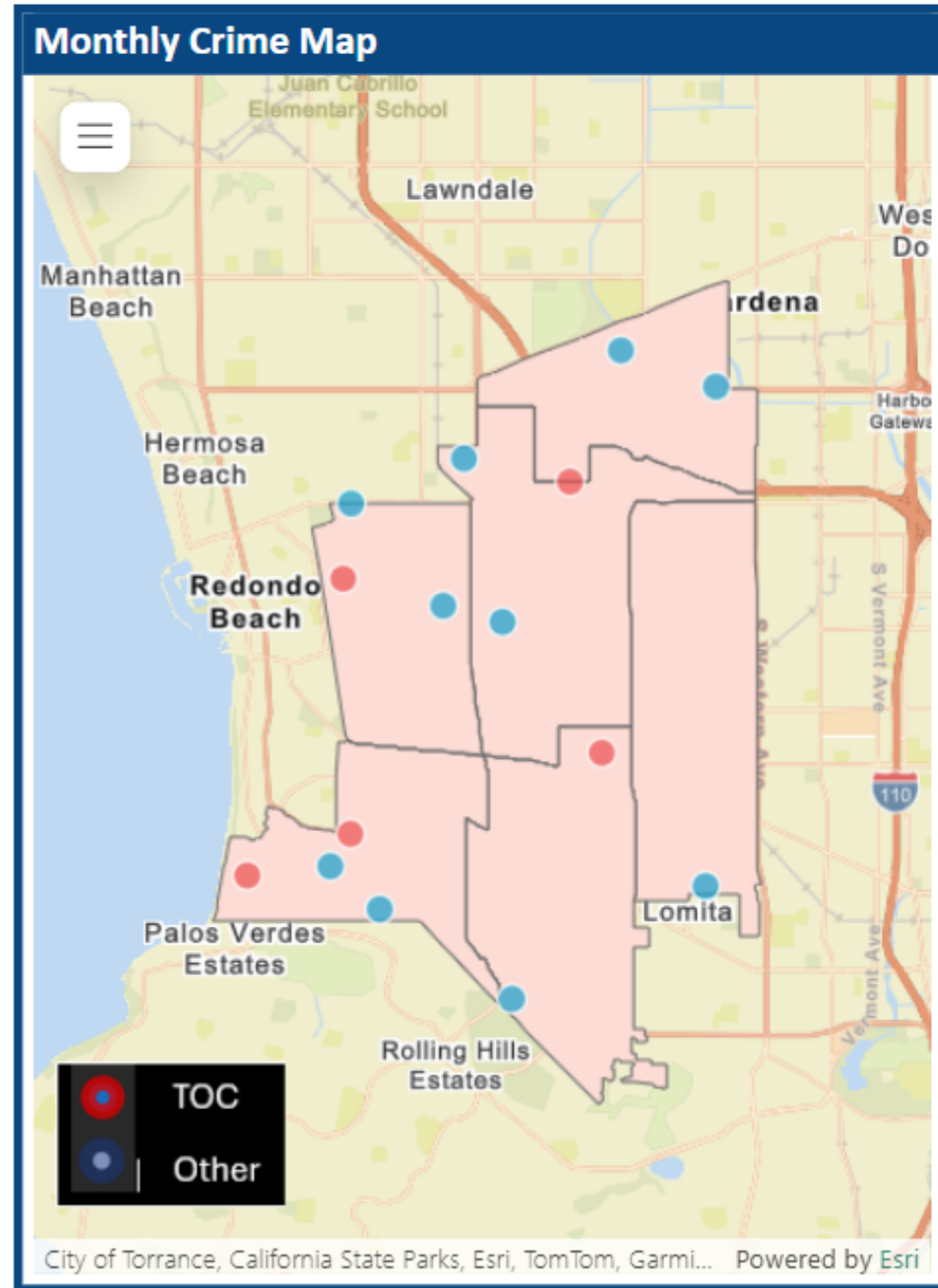


# CRIME TRENDS – RESIDENTIAL BURGLARY



TORRANCE POLICE DEPARTMENT

<b>2026</b> <input checked="" type="checkbox"/> May	<b>Total</b> <b>15</b>	<b>TOC</b> <b>5</b>
--	---------------------------	------------------------



- ### Incident Locations
- 100 Block Address
- 16800 Block of GLENBURN AVE
  - 18300 Block of GREVILLEA AVE
  - 18700 Block of FONTHILL AVE
  - 2000 Block of 238TH ST
  - 2000 Block of ARTESIA BLVD
  - 20500 Block of EARL ST
  - 23200 Block of ROBERT ROAD
  - 2600 Block of WOODBURY DR
  - 3200 Block of SINGINGWOOD DR
  - 3500 Block of GARNET ST
  - 400 Block of CAMINO DE ENCANTO
  - 4800 Block of VIA EL SERENO
  - 500 Block of CALLE MAYOR
  - 5500 Block of 190TH ST
  - 5500 Block of KONYA DR

**Transnational Organized Crime Groups (TOC)** are associations of individuals who operate, wholly or in part, by illegal means. There is no single structure under which TOC groups function—they vary from hierarchies to clans, networks, and cells, and may evolve into other structures. These groups are typically insular and protect their activities through corruption, violence, international commerce, complex communication mechanisms, and an organizational structure that spans national boundaries.

*FBI. What We Investigate* <https://www.fbi.gov/investigate/transnational-organized-crime>

# TRAFFIC STATISTICS



TORRANCE POLICE DEPARTMENT

TYPE	MAY 2026	MAY 2025 / MAY 2026 COMPARISON
Fatal Collision	0	-100%
Injury Collision	35	-19%
PDO	75	-16%
Counter Report	34	-6%
Citations	100	-42%
Warnings	20	-52%
Parking	4130	-18%
Impounds	39	8%
O/S Vehicle Citations	13	-28%
Arrests: Felony	0	0%
Arrests: Misdemeanor	0	0%
Arrests DUI	1	0%
Complaints	7	-13%
Outreach / Education	6	0%

# TRAFFIC STATISTICS



TORRANCE POLICE DEPARTMENT

ACTIVITY	MAY 2026	APR / MAY COMPARISON
Traffic Division Stops	116	26%
Traffic Enforcement Staffing	4	0%
Traffic Division Stops / Employees	29	26%
HVE (High Visibility Enforcement) Operations	4	33%



# TRAFFIC TRENDS



## TRAFFIC & SPECIAL EVENTS DIVISION FATAL & SIGNIFICANT COLLISIONS

JAN 01 - MAY 31, 2026



<b>1</b>	SPEEDING (22350 CVC)	PRIMARY COLLISION FACTORS:		ALCOHOL/DRUGS INVOLVED	
		Yes	0	No	0
<b>1</b>	PEDESTRIAN IN ROADWAY (21954 CVC)	STREET RACING INVOLVED		ALCOHOL/DRUGS INVOLVED	
		Yes	0	No	0



Total Incidents



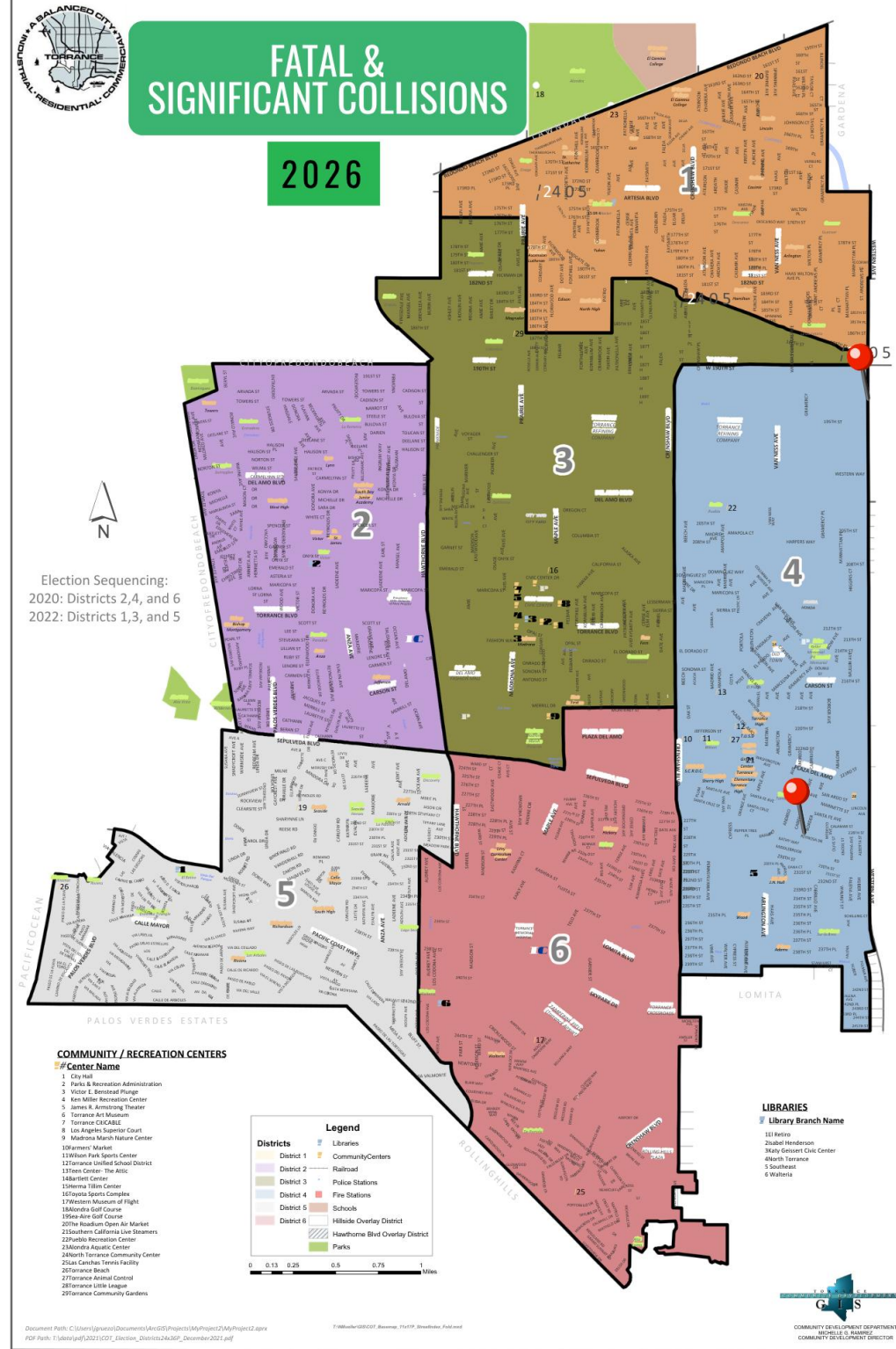
Involving M/C



Involving PED



Involving E-Bike





*TORRANCE POLICE DEPARTMENT*



***THANK YOU***